

*Cnap  
& Win!*  
**iPad Pro**

Check out our contest!  
[suzuka.com.my/promotion](http://suzuka.com.my/promotion) | T&C Apply



# KASTONE®

BRICK VENEER COLLECTIONS



EDITION  
**10.1**



*Free*  
**Product  
Training**

For All Industry  
Professionals

[suzuka.com.my/career-training](http://suzuka.com.my/career-training)

## WALL FINISH PROFESSIONALS



**suzuka.com.my**



**suzuka.group** | Hotline : +6012-258 7388



Photos of the products shown in this catalogue may vary in color due to lighting condition & printing. **We suggest you examine actual product samples before ordering.**



KASTONE BRICK-E10.1-2501

WALL FINISH  
PROFESSIONALS.

SINCE  
1977



# KASTONE®

## BRICK VENEER COLLECTIONS

KASTONE® products range from classic brick styles to timeless stone designs. Our brick and stone veneer collections showcase a wide variety of colours, shapes, and textures, catering to any interior or exterior space.

KASTONE® veneers are authentic in appearance and feel, as each piece is uniquely crafted to mirror natural stones and bricks. Comprised only of premium raw materials, our veneers' lightweight and durable nature streamlines the installation process while minimizing costs and maintenance work.

Corner Brick



Flat Brick



WALL FINISH  
PROFESSIONALS



**SUZUKA® Malaysia** belongs to the **SUZUKA® Group**, which holds manufacturing companies in Taiwan, Malaysia, and Thailand. As one of South East Asia's leading manufacturers in decorative building materials, SUZUKA® Malaysia's expertise in wall finishes dates back to its origins in the town of Suzuka, Japan, after World War II. Specializing in a wide range of stone veneers, waterproofing materials, and textured coatings, we offer durable products that are suitable for decorating and protecting both the interiors and exteriors of your homes and commercial buildings.

Not only do our products cater to buildings of various aesthetics and designs, but they also exceed international quality and safety standards. Armed with protection against UV damage, water seepage, dust, dirt and stains, we lower potential maintenance costs in the future. In addition to being an ISO 9001 certified company, we also carry a selection of SIRIM QAS certified products and a range of environmentally-friendly products certified by Singapore Green Label and SIRIM Eco Label.

Within the past decade, we've become an international supplier to number of regions, including Australia, Saudi Arabia, Thailand, Cambodia, Qatar, the United Arab Emirates, Bahrain, Indonesia, Singapore, and West Africa.

To experience why SUZUKA® products are trusted around the world, choose from our extensive range of coatings and artificial stone veneers.






# KASTONE® AIR

Lightweight, Flexible, Authentic Texture and Easy Installation.

One of the lightest artificial stone veneers. Its semi-flexibility allows application onto curved surfaces (35 cm in diameter & over) without cracking.

Its flexibility also allows it to be cut & trimmed with scissors making it ideal for DIY & surfaces with unique shapes & designs.

- **Semi-flexible**
- **5-6mm in thickness**
- **Recommended for DIY**
- **Cut or trim with scissors**
- **Recommended for curved surfaces & columns.**  
(35cm in diameter or over)



AR-3001


Grouting GM-12



GM-16



GM-01



AR-3002

Grouting GM-11



GM-01



GM-16



AR-3003

Grouting GM-16



GM-11



GM-12



AR-3004

Grouting GM-12



GM-01



GM-16

## AR-30

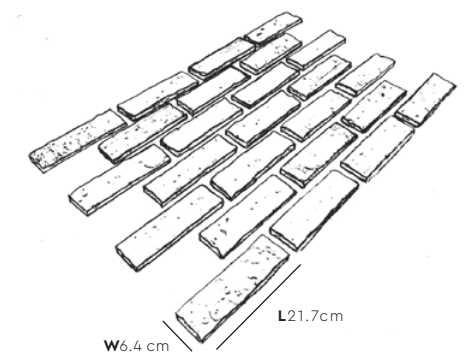


Coverage (Per Box) : **10.3 ~ 10.5 sqf**  
Weight (Per Box) : **6.39 kg**  
Pieces (Per Box) : **60 pcs**

\* Please allow a +/- 5% tolerance for stone size & colour

### Recommended Installation Layout

- Arrange the stones in a zig zag pattern.
- Arrange the colors/shades randomly and evenly (you may try laying the stones on the floor first).







# KASTONE® Lite

Lightweight, Authentic Texture and Easy Installation.

At a fraction in thickness & weight, it is easy & fast to install, it also gives a more polished & sleek finish for those who are looking for less texture.

- **4-7 mm in Thickness**
- **Recommended for Partitions**
- **Fast & Easy Installation.**



BL-6101

Grouting GM-12



GM-11



GM-16



BL-6104

Grouting GM-01



GM-11



GM-16



BL-6106

Grouting GM-16



GM-01



GM-11



BL-6108

Grouting GM-12



GM-16



GM-01

## BL-61

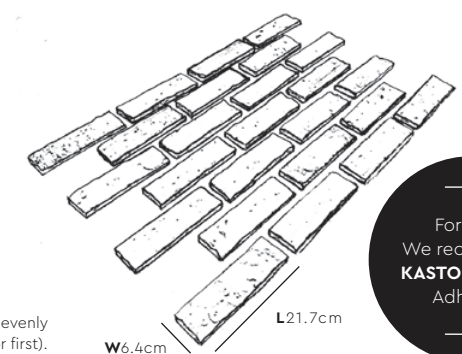


Coverage (Per Box) : **8.0 ~ 8.2 sqf**  
Weight (Per Box) : **7.20 kg**  
Pieces (Per Box) : **46 pcs**

\* Please allow a +/- 5% tolerance for stone size & colour

### Recommended Installation Layout

- Arrange the stones in a zig zag pattern.
- Arrange the colors/shades randomly and evenly (you may try laying the stones on the floor first).



For D.I.Y.  
We recommend  
**KASTONE® EASY**  
Adhesive








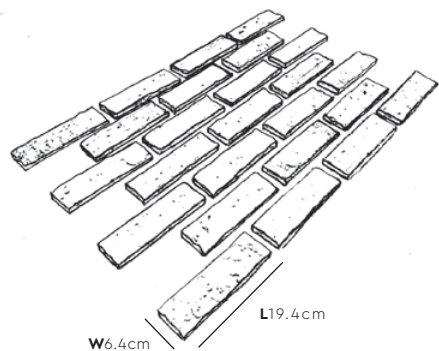
# BK-71



Coverage (Per Box) : **8.4 ~ 8.6 sqf**  
 Weight (Per Box) : **18.87 kg**  
 Pieces (Per Box) : **55 pcs**  
*\* Please allow a +/- 5% tolerance for stone size & colour*

**Recommended Installation Layout**

- Arrange the stones in a zig zag pattern.
- Arrange the colors/shades randomly and evenly (you may try laying the stones on the floor first).



**BK-7101**

Grouting GM-11



GM-16



GM-01



**BK-7102**

Grouting GM-11



GM-01



GM-12



**BK-7104**

Grouting GM-12



GM-16



GM-01



**BK-7105**

Grouting GM-11



GM-16



GM-01



**BK-7106**

Grouting GM-16



GM-01



GM-11



**BK-7108**

Grouting GM-12



GM-16



GM-01





# BQ-00

Coverage (Per Box) : **8.3 ~ 8.6 sqf**

Weight (Per Box) : **19.50 kg**

Pieces (Per Box) : **8 pcs**

*\* Please allow a +/- 5% tolerance for stone size & colour*



**BQ-001**

Grouting GM-16



GM-11



GM-01



**BQ-002**

Grouting GM-11



GM-01



GM-16



**BQ-003**

Grouting GM-12



GM-16



GM-01



**BQ-004**


Grouting GM-11



GM-16



GM-01



**BQ-005**

Grouting GM-16



GM-11



GM-01



**BQ-006**

Grouting GM-01



GM-16

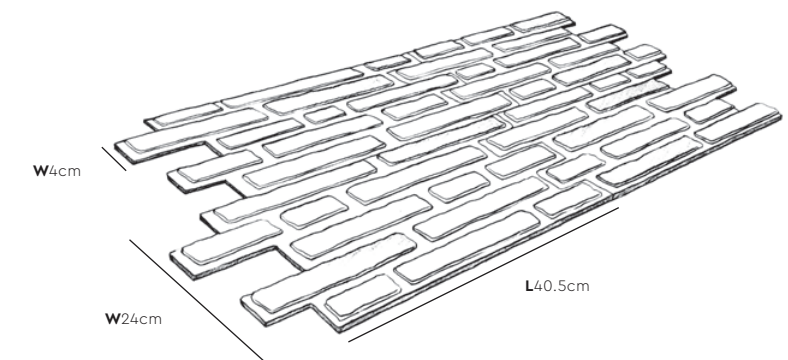


GM-11



## Recommended Installation Layout

- Arrange the colors/shades randomly and evenly (you may try laying the stones on the floor first).





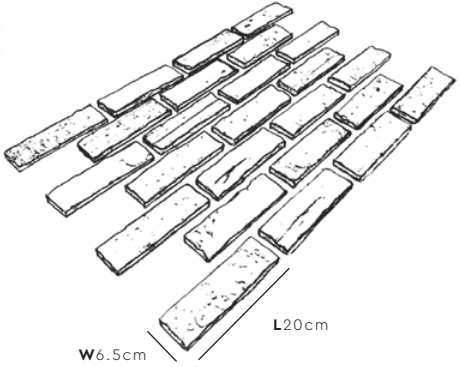


# BK-31

Flat Brick:  
 Coverage (Per Box) : **7.7 ~ 7.9 sqf**  
 Weight (Per Box) : **14.47 kg**  
 Pieces (Per Box) : **48 pcs**

Corner Brick:  
 Coverage (Per Box) : **5.0 ~ 5.2 f**  
 Weight (Per Box) : **10.68 kg**  
 Pieces (Per Box) : **21 pcs**

*\* Please allow a +/- 5% tolerance for stone size & colour*



## Recommended Installation Layout

- Arrange the stones in a zig zag pattern.
- Arrange the colors/shades randomly and evenly (you may try laying the stones on the floor first).



**BK-3101**

Grouting GM-12



GM-16



GM-01



**BK-3102**

Grouting GM-16



GM-01



GM-12



**BK-3104**

Grouting GM-11



GM-16



GM-01



**BK-3105**

Grouting GM-11



GM-16




GM-01



**BK-3106**

Grouting GM-16



GM-01



GM-11



**BK-3107**

Grouting GM-12




GM-16



GM-01





BK-3108

Grouting GM-16



GM-12



GM-01



BK-3109

Grouting GM-01



GM-12



GM-16



BK-3110

Grouting GM-12



GM-16



GM-01



BK-3111

Grouting GM-11



GM-16



GM-01







**BK-4102** Grouting GM-16 GM-01



**BK-4104** Grouting GM-01 GM-11



**BK-4105** Grouting GM-12 GM-01



**BK-4101** Grouting GM-11 GM-01



**BK-4106** Grouting GM-16 GM-01

# BK-41

Flat Brick:  
Coverage (Per Box) : **8.6 ~ 8.9 sqf**  
Weight (Per Box) : **21.57 kg**  
Pieces (Per Box) : **30 pcs**

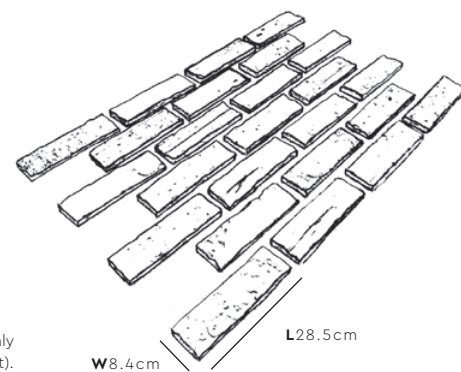
Corner Brick:  
Coverage (Per Box) : **4.8 ~ 5.1 f**  
Weight (Per Box) : **14.47 kg**  
Pieces (Per Box) : **16 pcs**

\* Please allow a +/- 5% tolerance for stone size & colour




## Recommended Installation Layout

- Arrange the stones in a zig zag pattern.
- Arrange the colors/shades randomly and evenly (you may try laying the stones on the floor first).







## DS-90

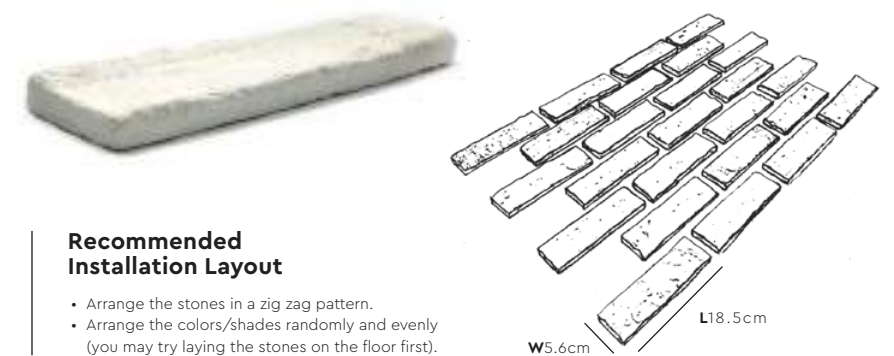
### Flat Brick:

Coverage (Per Box) : **12.6 ~ 12.9 sqf**  
 Weight (Per Box) : **21.11 kg**  
 Pieces (Per Box) : **96 pcs**

### Corner Brick:

Coverage (Per Box) : **6.8 ~ 7.2 f**  
 Weight (Per Box) : **10.53 kg**  
 Pieces (Per Box) : **30 pcs**

\* Please allow a +/- 5% tolerance for stone size & colour



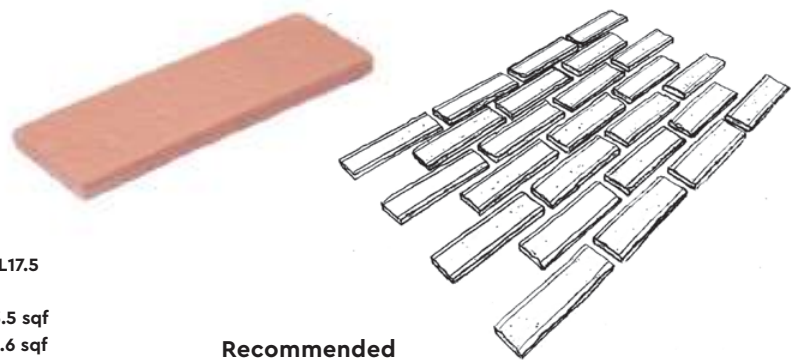
### Recommended Installation Layout

- Arrange the stones in a zig zag pattern.
- Arrange the colors/shades randomly and evenly (you may try laying the stones on the floor first).





# BK-11|12|13



Series	BK-11	BK-12	BK-13
Dimensions (cm)	W6 x L17.8	W5.8 x L18	W5.7 x L17.5
Coverage (Per Box)			
With Grouting	13.9 ~ 14.3 sqf	13.7 ~ 14.5 sqf	13.1 ~ 13.5 sqf
Without Grouting	11.8 ~ 12.0 sqf	11.8 ~ 12.1 sqf	11.2 ~ 11.6 sqf
Weight (Per Box)	18.46 kg	18.06 kg	19.84 kg
Pieces (Per Box)	104 pcs	104 pcs	104 pcs

\* Please allow a +/- 5% tolerance for stone size & colour

## Recommended Installation Layout

- Arrange the stones in a zig zag pattern.
- Arrange the colors/shades randomly and evenly (you may try laying the stones on the floor first).



BK-1101

Grouting GM-16



Without Grouting



BK-1102

Grouting GM-16



Without Grouting



BK-1103

Grouting GM-11



Without Grouting



BK-1104

Grouting GM-12



Without Grouting



BK-1105

Grouting GM-12



Without Grouting



BK-1106

Grouting GM-12



Without Grouting

\*May vary in colour due to lighting conditions and printing. We suggest you examine product samples before ordering.





**BK-1201** Grouting GM-16 Without Grouting



**BK-1202** Grouting GM-16 Without Grouting



**BK-1301** Grouting GM-16 Without Grouting



**BK-1302** Grouting GM-16 Without Grouting



**BK-1203** Grouting GM-12 Without Grouting



**BK-1204** Grouting GM-12 Without Grouting



**BK-1303** Grouting GM-12 Without Grouting



**BK-1304** Grouting GM-12 Without Grouting



**BK-1205** Grouting GM-12 Without Grouting



**BK-1206** Grouting GM-01 Without Grouting



**BK-1305** Grouting GM-11 Without Grouting



**BK-1306** Grouting GM-01 Without Grouting





DS-101



DS-102



DS-103



DS-501



DS-502



DS-503



DS-104



DS-105



DS-106



DS-504 (with grouting)



DS-505 (with grouting)

# DS-10

Flat Brick:

Coverage (Per Box) : **10.8 ~ 11.2 sqf**

Weight (Per Box) : **26.08 kg**

Pieces (Per Box) : **110 pcs**

Corner Brick:

Coverage (Per Box) : **9.0 ~ 9.2 f**

Weight (Per Box) : **20.06 kg**

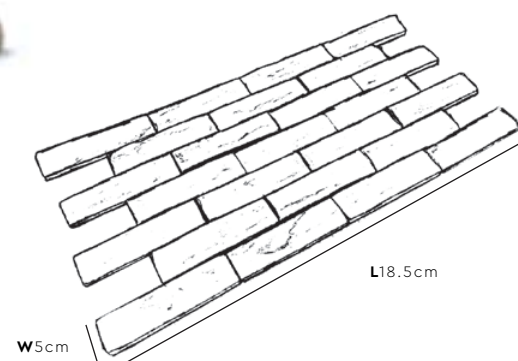
Pieces (Per Box) : **56 pcs**

\* Please allow a +/- 5% tolerance for stone size & colour



## Recommended Installation Layout

- Arrange the stones in a zig zag pattern.
- Arrange the colors/shades randomly and evenly (you may try laying the stones on the floor first).



# DS-50

Flat Brick:

Coverage (Per Box) : **12.1 ~ 12.5 sqf**

Weight (Per Box) : **25.34 kg**

Pieces (Per Box) : **60 pcs**

Corner Brick:

Coverage (Per Box) : **10.5 ~ 10.7 f**

Weight (Per Box) : **23.46 kg**

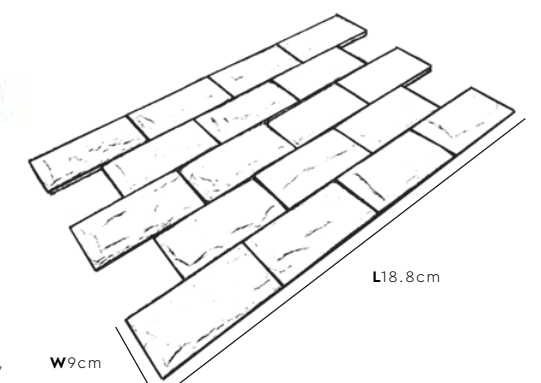
Pieces (Per Box) : **32 pcs**

\* Please allow a +/- 5% tolerance for stone size & colour



## Recommended Installation Layout

- Arrange the stones in a zig zag pattern.
- Arrange the colors/shades randomly and evenly (you may try laying the stones on the floor first).





# KASTONE® GROUTING

**NEW IMPROVED FORMULA:**  
By protecting against water damage, more resistant to staining, discoloration & deterioration over time.

GM-16

GM-04

GM-03

GM-11

GM-12

GM-01

Coloured, cementitious and sand-based grouting, used to fill and support the joints between stones and bricks during installation. Formulated with coarse silica sand, synthetic resin, colour pigments, and water retentive additives, this durable material is applicable on any dry surface with widths between **4-15 mm**.

NEW IMPROVED FORMULA

Stronger Protection & Resistance

Against Water Damage, Staining, Discoloration & Deterioration.

Features:

Water Repellent

Water Resistant

Easy Application

High Durability

Stain & Mould Resistance

Anti-chalking

Versatile Colours

Coverage:

Model Code	Coverage (sqf/kg)	Depth (mm)	Width (mm)
AR-30	3.3 ~ 3.6	3	10
BL-61	3.3 ~ 3.6	3	10
BK-71	2.4 ~ 2.6	6 ~ 7	10
BQ-00	2.3 ~ 2.5	5 ~ 6	10
BK-31	2.4 ~ 2.6	6 ~ 7	10
BK-41	2.5 ~ 2.7	6 ~ 7	10
BK-11/12/13	2.4 ~ 2.6	4 ~ 5	10
DS-90	2.4 ~ 2.6	4 ~ 5	10
DS-50	2.4 ~ 2.6	6 ~ 7	10

Packing Size:

Weight	Packing
3.5 kg / pack	4 packs / box
1.0 kg / pack	14 packs / box

# KASTONE® EASY

**CONSTRUCTION ADHESIVE**

**KASTONE® EASY - CONSTRUCTION ADHESIVE** is an instant grab adhesive sealant based on advanced MS Polymer technology. The instant-grab capability eliminates the need for mechanical support: bracing, nailing, screwing, or other fastening devices.

APPLICABLE ON TILES!

(With Kastone BL or AR Series)

Instant Grab

490 grams

Features

Instant Grab

Primerless

Fast & Easy

High Strength

Interior & Exterior

Water Resistant

RECOMMENDED FOR

D.I.Y

Ideal for SUZUKA® KASTONE® Brick Veneer.

Product Code	Adhesive Usage Length	Adhesive Coverage per tube (m²)	Holding Time
BK-31	6 cm x 2	0.9	6 sec
BK-11	5 cm x 2	1.0	5 sec
BK-12	5 cm x 2	1.0	6 sec
BK-13	5 cm x 2	1.0	5 sec
DS-90	5 cm x 2	0.9	6 sec
DS-10	3.5 cm x 2	0.9	8 sec
BK-71	6 cm x 2	0.9	6 - 8 sec
AR-30	5 cm x 2	1.2	1 - 3 sec max
BL-61	5 cm x 2	1.2	1 - 3 sec max

Usage Tips:

- Tip cutting: diameter **6 mm** slanting.
- Apply & hold veneer on wall for few seconds.
- Applicable on aluminium, wood, metal, tiles, glass or mirror surface.
- Ensure the surface is clean.

# SUZUKA® STONE CARE

Topcoat for stone & other masonry surfaces for extra protection and durability.

- High Gloss Finish:**  
An acrylic solvent-based topcoat allowing colour-enhancement and a glossy finish.

Coverage & Packing:

High Gloss		
1L	4L	18L
75 ~ 108sqf	301 ~ 431sqf	1,356 ~ 1,938sqf

- Natural Finish:**  
An environmentally-friendly water-based topcoat that maintains the original color.

Coverage & Packing:

Natural		
1L	5L	18L
75 ~ 108sqf	377 ~ 538sqf	1,356 ~ 1,938sqf

Suitable for:

- SUZUKA® KASTONE® & Trowel Stone
- Stone / Brick Veneer
- Natural Stone
- Pebble Wash
- Concrete Imprint
- Bricks

\* Not recommended for pre-sealed surfaces or non-porous surfaces, such as ceramic tile, marble, granite, porcelain and terrazzo.

Easy Application

High Adhesion

Long Lasting & High Endurance

UV Resistance

Water, Algae & Fungus Resistance

Stain Resistance & Easy Cleaning

# SUZUKA® WALL SEALER PRO

“ Make your wall finishes last longer! ”

Packing Size:

1L

5L

20L

**Superior primer for concrete, skimmed or masonry surfaces.**

This sealer that has good substrate penetration abilities to increase adhesion of product to prevent chalking or peeling off.

It has excellent alkaline resistance properties that can prevent efflorescence. It is an ideal base coat for any SUZUKA® or any wall finish products.

Coverage	Drying Time (hour)	
6.5 - 8.5 m²/l/coat	Surface Dry : 1	Substrate Temperature:
	Hard Dry : 5	23°C - 26°C
	Recoating : 5	

Features:

- Excellent alkaline resistance to prevent efflorescence.
- Good for new walls and repainting.
- Prevents skim coat from chalking & peeling off.
- Extremely good penetration.
- Excellent adhesion.
- Exterior and interior use.
- Applicable with brush, roller or spray gun.

Suitable for:

- Masonry wall
- Brickwork
- Plaster
- Skimmed Coat
- Asbestos free substrate

Airless Spray		
Nozzle	Spray Angle Degree	Pressure
1.8 - 2.0 mm	65° - 80°	210 psi/150kg/cm²




# KASTONE® Brick Patterns



Herringbone



90° Herringbone



Running Bond



Mosaic



Vertical Stack



## Grouting Techniques

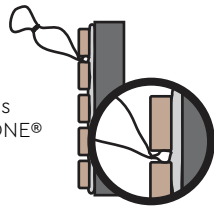
1

Install  
KASTONE®  
Brick veneer.



2

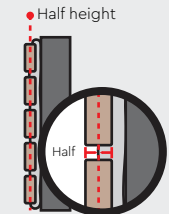
Fill the joints  
with KASTONE®  
Grouting.



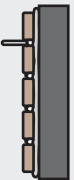
3

Choose your  
preferred grouting  
style or finishing.

### A | Standard Grouting

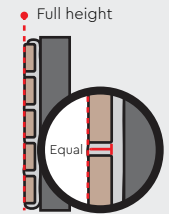


1 Ensure the grouting level reaches half the height of the bricks.

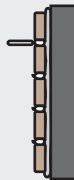


2 Flatten the grouting with a stick.

### B | Full Grouting

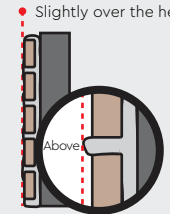


1 Ensure the grouting level reaches the height of the bricks.



2 Flatten the grouting with a stick.

### C | Over Grouting

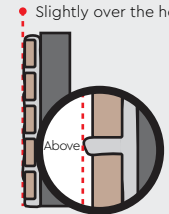


1 Ensure the grouting level protrudes slightly over the height of the bricks.



2 Use a sponge to smear the excess grouting across the edges of the bricks' surfaces.

### D | Weep Grouting




1 Ensure the grouting level protrudes slightly over the height of the bricks.

# KASTONE® Corner Brick



Application **with** Corner Brick



Application **without** Corner Brick





# Installation Instructions



## Step 1 – Surface Preparation

- A** Hack uniformly across the wall (using an axe, drill, or hammer) to create a rough and pitted texture on the surface.
- B** Clean the surface to ensure it is free from dirt and dust.



## Step 2 – Mortar Application

Apply a generous layer of mortar across the wall using the notched edge trowel, creating a "combed" surface pattern.




## Step 3 – Stone Application

Complete this step starting from the bottom of the wall & moving upwards: Apply a thick layer of mortar onto the back side of a stone. Press the stone firmly onto the mortared wall surface, holding for a few seconds. Use spacers if necessary to ensure a level arrangement.



## Step 4 – Grouting Application


- A** Once the stones are firmly affixed, clean the surface with a dry brush to clear the stones of any dust.
- B** Using a piping bag, apply KASTONE® Grouting between the joints. See the KASTONE® Grouting instructions for application details. Let dry.



## Step 5 – Cleaning Up

Wipe the surface with a damp cloth or sponge.

## Tools

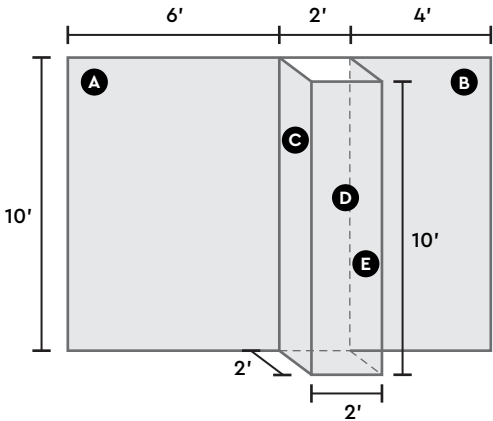


# TECHNICAL SPECIFICATIONS

FLAT BRICK					CORNER BRICK					
Series	Dimensions (cm)	Coverage /box (sqf)	Weight /box (kg)	Pieces /box	Dimensions (cm)	Coverage /box (sqf)	Weight /box (kg)	Pieces /box	Boxes/Pallet (Flat/Corner)	m³/Pallet (Flat/Corner)
AR-30	W6.4 x L21.7	10.3 ~ 10.5	6.39	60	-	-	-	-	144 / -	1.20 / -
BL-61	W6.4 x L21.7	8.0 ~ 8.2	7.20	46	-	-	-	-	120 / -	1.20 / -
BK-71	W6.4 x L19.4	8.4 ~ 8.6	18.87	55	-	-	-	-	48 / -	1.20 / -
BQ-00	W24 x L40.5	8.3 ~ 8.6	19.50	8	-	-	-	-	48 / -	1.20 / -
BK-41	W8.4 x L28.5	8.6 ~ 8.9	21.57	30	W8.4 x S9.8 x L23.3	4.8 ~ 5.1	14.47	16	48 / 48	1.08 / 1.20
BK-31	W6.5 x L20	7.7 ~ 7.9	14.47	48	W6.5 x S10 x L20.5	5.0 ~ 5.2	10.68	21	64 / 64	1.11 / 1.11
BK-11	W6 x L17.8	13.9 ~ 14.3	18.46	104	-	-	-	-	48 / -	1.20 / -
BK-11 (Without grouting)	W6 x L17.8	11.8 ~ 12.0	18.46	104	-	-	-	-	48 / -	1.20 / -
BK-12	W5.8 x L18	13.7 ~ 14.5	18.06	104	-	-	-	-	48 / -	1.20 / -
BK-12 (Without grouting)	W5.8 x L18	11.8 ~ 12.1	18.06	104	-	-	-	-	48 / -	1.20 / -
BK-13	W5.7 x L17.5	13.1 ~ 13.5	19.84	104	-	-	-	-	48 / -	1.20 / -
BK-13 (Without grouting)	W5.7 x L17.5	11.2 ~ 11.6	19.84	104	-	-	-	-	48 / -	1.20 / -
DS-90	W5.6 x L18.5	12.6 ~ 12.9	21.11	96	W5.6 x S9.5 x L18.5	6.8 ~ 7.2	10.53	30	40 / 40	1.13 / 1.13
DS-50	W9.0 x L18.8	12.1 ~ 12.5	25.34	60	W9.0 x S8.6 x L17.8	10.5 ~ 10.7	23.46	32	32 / 32	1.00 / 1.00
DS-10	W5 x L18.5	10.8 ~ 11.2	26.08	110	W5 x S9.5 x L18	9.0 ~ 9.2	20.06	56	32 / 32	1.00 / 1.00

Notes: Coverage for the BK-11/12/13, BK-31, BK-41, BK-71, BL-61, AR-30, BQ-00, DS-90 & DS-50 series are inclusive of grouting application. Please allow a +/- 5% tolerance for stone size and colour.

## Calculation of Wall Coverage:



### Surface Dimension:

- A = 10' x 6' = 60 sqf  
B = 10' x 4' = 40 sqf  
C = 10' x 2' = 20 sqf  
D = 10' x 2' = 20 sqf  
E = 10' x 2' = 20 sqf

**Total = 160 sqf**

### Example for BK-31 Series:

Flat = 160sqf - 2(10') (height of corners)  
= 140sqf / 7.7 (coverage per box)  
**= 18 boxes** (estimate total box)

Corner = 2(10') / 5.0' (coverage per box)  
**= 4 boxes** (estimate total box)

