


SAN  **Cora**[®]
PAINT

| F A S H I O N F O R W A L L S |

ITALIA[™] QUATTRO

MATT CEMENT-TEXTURED
WALL PAINT



Partnership with


VALLS[®]

Distributed by

SF CREATIONS




QT-014



QT-001




QT-002



QT-003




QT-013



QT-004




QT-005




QT-006


Due to potential differences in display and printing technologies, the actual paint color may vary by 10% - 15% from the colors shown in the e-print catalog and printed catalog. Please refer to physical samples or test areas for final confirmation.



QT-007



QT-011




QT-008




QT-012



QT-009




QT-013



QT-010



QT-014




QT-015



QT-016



QT-017



QT-021



QT-018



QT-022



QT-019



QT-020



QT-023

Due to potential differences in display and printing technologies, the actual paint color may vary by 10% - 15% from the colors shown in the e-print catalog and printed catalog. Please refer to physical samples or test areas for final confirmation.

QT-027



QT-028



QT-024




QT-029




QT-025




QT-030




QT-026



QT-031



QT-027




QT-032




QT-033



QT-037



QT-034



QT-038



QT-035



QT-039



QT-036



QT-040





QT-041




QT-045



QT-042




QT-046




QT-043



QT-047



QT-044



QT-048



QT-049



QT-049

Due to potential differences in display and printing technologies, the actual paint color may vary by 10% - 15% from the colors shown in the e-print catalog and printed catalog. Please refer to physical samples or test areas for final confirmation.

APPLICATION METHOD



QUATTRO [Trowel]



STEP 1

Apply 2 coat of selected Italia Primer 8000 colour.

(Allow 30 minutes touch dry or 2 - 3 hours hard dry before continue the 2nd coat repeat.)



STEP 2

Apply Italia Quattro randomly to create texture pattern with selected trowel tools.



STEP 3


Repeat again apply Italia Quattro randomly to ensure whole surface is covered.



STEP 4

Burnished whole surface with trowel softly to make it smoother and more textured.

QUATTRO [Round Sander]



STEP 1

Apply 2 coat of selected Italia Primer 8000 colour.

(Allow 30 minutes touch dry or 2 - 3 hours hard dry before continue the 2nd coat repeat.)




STEP 2

Apply Italia Quattro randomly using brush to cover all the surface.



STEP 3

Allow 10 - 20 minutes semi dry. Use a round sauder or equivalent tools to create swirl texture effect by moving random motion.



STEP 4

Do one more final randomly swirl texture by moving random motion whole surface.



Part of **KANSAI PAINT**

Paint Manufacturer
SANCORA PAINTS INDUSTRIES SDN BHD
197401002682 (19733-T)
(Wholly Owned Subsidiary Of Kansai Paint Asia Pacific Sdn Bhd)

Lot 8206, Kawasan Perusahaan Kamunting, 34600 Kamunting, Perak, Malaysia.
Tel +605-891 8777 (8 lines) Fax +605-891 2277 Email info@sancora.com
Website www.sancora.com Facebook www.facebook.com/sancorapaint

Quality and Environmental Management System
MS ISO 9001 and 14001



More on **SANCor**

